
Potential Impact of Routine Use of 13-valent Pneumococcal Conjugate Vaccine on Hospitalizations for Pneumonia Among Older Adults in Canada

J. Vojcic¹, S. Dion¹, R.E. Isturiz², C. Laferriere³, M. Major¹, R.M. Nepal¹, J.A. Suaya⁴, J.M. McLaughlin²

¹ Pfizer Canada, Kirkland, QC

² Pfizer Vaccines, Collegeville, PA, USA

³ University of Toronto, Toronto, ON

⁴ Pfizer Vaccines, New York, NY, USA

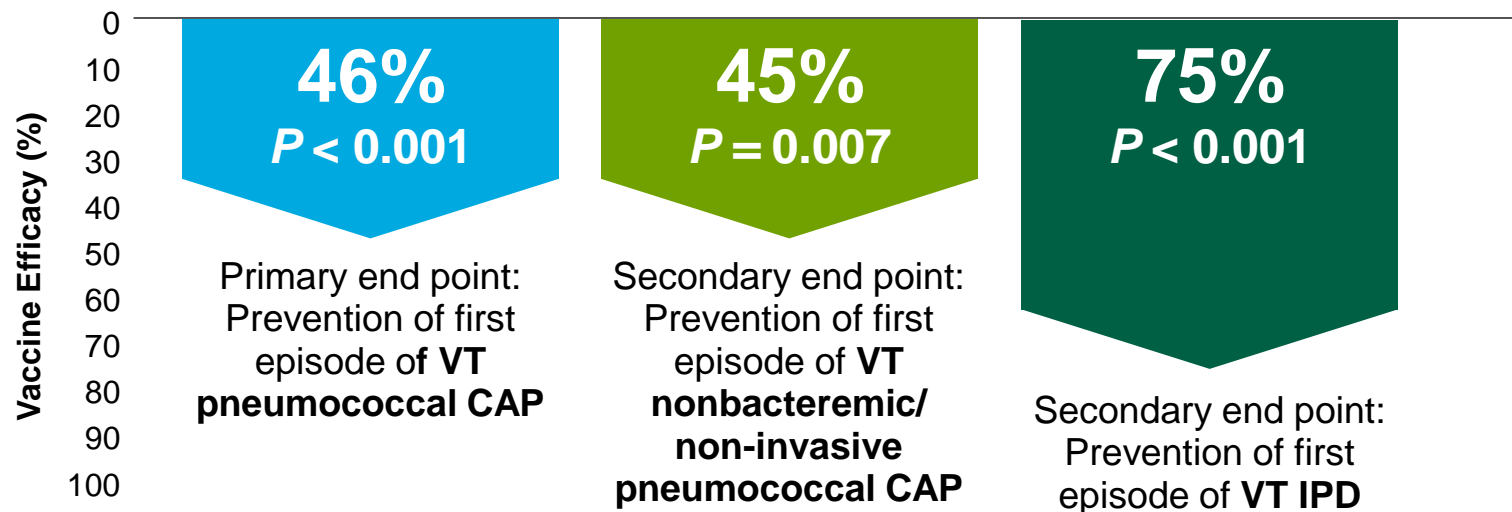
Disclosure Statement

If you think this might be perceived as biasing your presentation or a conflict of interest, identify how you will address this in your presentation

Disclosure of Relationship	Company/Organization(s)
I have ownership interest or other financial interest in the company (i.e. stocks, stock options or other ownership interest, excluding diversified mutual funds)	Pfizer Canada
I am a member of an Advisory Board or similar committee	
I am a member of a Speaker's Bureau	
I am involved in research grants and funding from industry	
I am currently participating in or have participated in a clinical trial within the past two years	
I have received honorarium, consulting fees, salary, royalty, grant-in-aid or other monetary support received from or expected from the company	Pfizer Canada
I have ownership in a patent for a product referred to in the presentation or marketed by the company	
I am involved in the design of clinical studies concerning the use of products manufactured by the company	
My spouse or close family member(s) have commercial affiliation(s)	

Background

- ▶ Prevention of non-bacteremic pneumococcal CAP in older adults = unmet medical need.
- ▶ In July of 2015, PCV13 was licensed in Canada for the prevention of vaccine-type (VT) pneumonia in adults, based on demonstrated efficacy in individuals ≥ 65 years of age:^{1,2}



CAP=community-acquired pneumonia; PCV13=13-valent pneumococcal conjugate vaccine; IPD=invasive pneumococcal disease

Current Recommendations/Funding for PCV13 Use in Adults

Individuals \geq 18 Years of Age with Immunocompromising Conditions¹

(Population-based NACI recommendation; funding is province/territory-dependent)

Individuals \geq 65 Years of Age²

(Individual-level NACI recommendation; no provincial/territorial funding)

- ▶ No population-based recommendation³
 - Perceived low preventable disease burden, and
 - Expectation of its ongoing decrease through herd effect

PCV13=13-valent pneumococcal conjugate vaccine

1. An Advisory Committee Statement (ACS) National Advisory Committee on Immunization (NACI). *Statement on the Use of Conjugate Pneumococcal Vaccine – 13 valent in Adults (Pneu-C-13)*, 2013; 2. An Advisory Committee Statement (ACS) National Advisory Committee on Immunization (NACI). *Update on the use of 13-valent pneumococcal conjugate vaccine (PNEU-C-13) in addition to 23-valent pneumococcal polysaccharide vaccine (PNEU-P-23) in immunocompetent adults 65 years of age and older – Interim Recommendation*, 2016; 3. An Advisory Committee Statement (ACS) National Advisory Committee on Immunization (NACI). *Update on the use of pneumococcal vaccines in adults 65 years of age and older – A Public Health Perspective*, 2018

Objective



To evaluate the potential impact of a routine PCV13 immunization program for Canadian adults aged ≥ 65 years on hospitalizations for CAP, using available Canada-specific data

Methods

- ▶ We constructed a deterministic model based on Canada-specific burden of disease estimates, published estimates of PCV13 efficacy/effectiveness, and duration of vaccine protection to estimate
 - The cumulative number of hospitalizations,
 - Corresponding hospital days and
 - Number of deaths
- ▶ That could be potentially preventable over a 5-year period through PCV13 immunization of adults ≥ 65 years

Methods

- ▶ Hospitalizations potentially averted were estimated as the product of:
 - The incidence of hospitalized (all-cause) CAP*,
 - The proportion of hospitalized CAP that is PCV13-type*,
 - PCV13 efficacy/effectiveness against hospitalized VT-CAP,
 - The size of the Canadian population aged ≥ 65 years**,
 - The duration of protection for PCV13 over a 5-year time horizon
- ▶ Hospital days potentially averted = hospitalizations potentially averted \times median hospital length of stay
- ▶ Deaths potentially averted = hospitalizations potentially averted \times 30-day mortality rate

CAP=community-acquired pneumonia; PCV13=13-valent pneumococcal conjugate vaccine; VT=vaccine-type

* Assumed to remain constant over the 5-year period

** Assumed 5-year annual all-cause mortality

Model Assumptions

Parameter	Value	Source
Annual All-cause Hospitalized CAP Incidence	1,692/100,000	Canadian Institute of Health Information Discharge Abstract Database (CIHI-DAD), 2015 (data on file)
% of All-cause CAP Caused by PCV13 Serotypes	5% (assumption)	LeBlanc, et al. <i>Vaccine</i> . 2017;35(29):3647-3654
	3%, 7%	
PCV13 VE Against Hospitalized VT-CAP	45.6% (95.2% CI 21.8%-62.5%);	Bonten, et al. <i>NEJM</i> 2015; 372(12):1114-25;
	72.8% (95% CI 12.8%-91.5%)	McLaughlin, et al. <i>Clin Infect Dis</i> . 2018 Oct 30;67(10):1498-1506
Population Size	6,195,500	Statistics Canada, 2017
Duration of PCV13 Effectiveness	5 years (no waning)	Patterson, et al. <i>Trials Vaccinol</i> . 2016;5:92-96
Median Length of Hospital Stay (Pneumococcal CAP)	8.6 days	LeBlanc, et al. <i>Vaccine</i> . 2017;35(29):3647-3654
30-day Mortality (Pneumococcal CAP)	13.6%	LeBlanc, et al. <i>Vaccine</i> . 2017;35(29):3647-3654

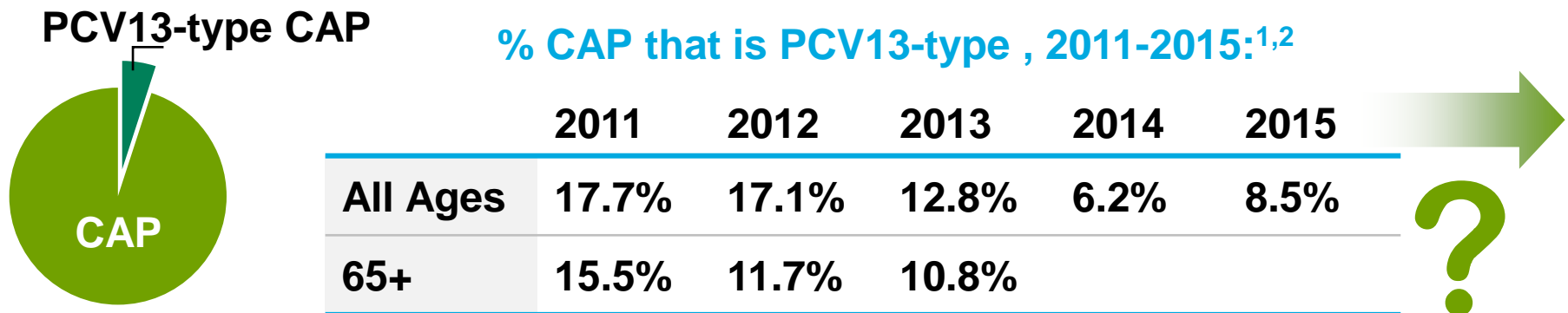
Data Sources: Incidence of All-cause CAP

- ▶ Canadian Institute of Health Information Discharge Abstract Database (CIHI-DAD)
 - Hospitalized CAP cases across Canada (except BC, QC-data not available), adults ≥ 65 years
- ▶ ICD-10-CM Codes: J12-J18
(J12.0–2, J12.8, J12.9; **J13**; J14; J15.0-9; J16.0, J16.8; J17.0–3, J17.8; J18.0–2, J18.8, J18.9)
- ▶ Pneumonia coded as:
 - Primary, or most responsible diagnosis (MRDx),
 - “Proxy MRDx” (secondary Dx assessed to be chiefly responsible for patient’s hospitalization)

Data Sources: Proportion of CAP that is PCV13-type

Canadian Immunization Research Network – Serious Outcome Surveillance (CIRN – SOS) Network

- ▶ Surveillance of all-cause CAP in adults admitted to sentinel hospitals across 5 provinces
 - Clinical and radiologic confirmation of pneumonia
 - Culture and urinary assays (including PCV13-specific urine assay) to determine % of CAP that is PCV13-type



CAP=community-acquired pneumonia

1. LeBlanc JJ et al [Vaccine](#). 2017 Jun 22;35(29):3647-3654; 2. LeBlanc JJ et al. Is streptococcus pneumoniae serotype 3 masking PCV13-mediated herd immunity in adults hospitalized with community acquired pneumonia? Presented at ISPPD-11, Melbourne, Australia, April 15-19, 2018

Evolution of the Herd Effect (IPD, Adults ≥65): Post-PCV7 vs Post-PCV13

AB “Near eradication”¹

2002 **8 Years** 2010

BC 91% reduction²

2002 **8 Years** 2010

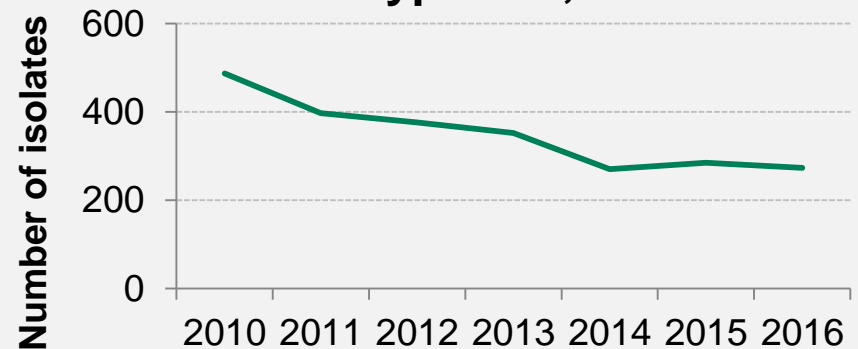
ON 89% reduction³

2001 **10 Years** 2011

**Predicted 90% reduction
for 6 additional STs in PCV13⁴**

2010 **9.5 Years** 2019

PCV13-type IPD, NML⁵



PCV13 STs

50% to 25%

**6 addit. STs
in PCV13**

6 Years

31% to 19%

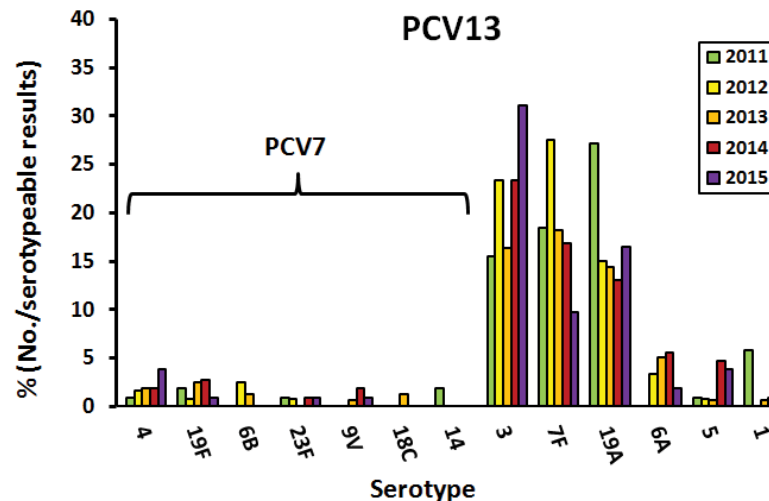
TIBDN: “From 2013-17, the distribution of vaccine group STs has not changed.” “... the incidence of adult IPD appears to have stabilized, with PCV13 ST strains contributing 37% of IPD.”⁶

IPD=invasive pneumococcal disease; PCV7=7-valent pneumococcal conjugate vaccine; PCV13=13-valent pneumococcal conjugate vaccine; STs=serotypes; TIBDN=Toronto Invasive Bacterial Diseases Network


1. Leal J et al. *Pediatr Infect Dis J.* 2012;31(9); 2. Sahni V et al. *Can J Public Health.* 2012;103(1):29-33; 3. Rudnick W et al. *Vaccine.* 2013;31(49):5863-71.; 4. Shiri T et al. *Lancet Global Health.* 2017;5(1):e51-9; 5. Public Health Agency of Canada. National Laboratory Surveillance of Invasive Streptococcal Disease in Canada – Annual Summary Reports 2014 and 2016.; 6. Nayani S et al. Impact of Routine Pediatric PCV13 on the Incidence and Severity of Invasive Pneumococcal Disease in Adults in Ontario, Canada. Presented at ID Week, San Francisco, USA, October 3-7, 2018.

Evolution of the Herd Effect Post-PCV13 (PCV13-CAP, Adults ≥ 65)

S. Pneumoniae Serotype Distribution in CAP



Reported % of PCV13-type CAP (2011-2015):^{1,2}

	2011	2012	2013	2014	2015	
All Ages	17.7%	17.1%	12.8%	6.2%	8.5%	 5% (3%-7%)
65+	15.5%	11.7%	10.8%			

PCV13=13-valent pneumococcal conjugate vaccine; CAP=community-acquired pneumonia

1. LeBlanc JJ et al *Vaccine*. 2017 Jun 22;35(29):3647-3654; 2. LeBlanc JJ et al. Is streptococcus pneumoniae serotype 3 masking PCV13-mediated herd immunity in adults hospitalized with community acquired pneumonia? Presented at ISPPD-11, Melbourne, Australia, April 15-19, 2018

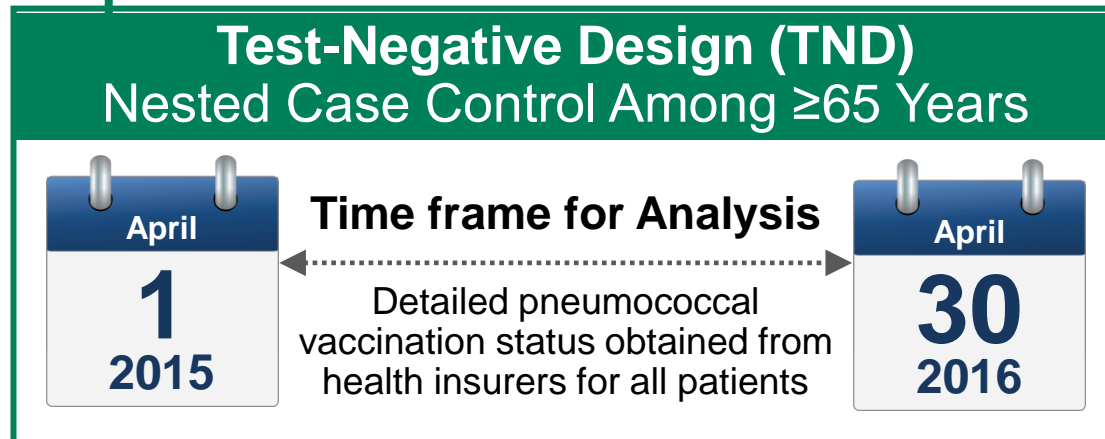
Data Sources: PCV13 Effectiveness Against Vaccine-type Community-acquired Pneumonia

Louisville Pneumonia Surveillance Study^{1,2}

Prospectively enrolled adults (≥ 18 years) living in Louisville, KY who were hospitalized with CAP in one of the 9 adult acute-care hospitals serving the Louisville area



Sept. 2014: ACIP PCV13 Recommendation in $\geq 65y^3$



CAP IR:
2,093/100,000

Setting:

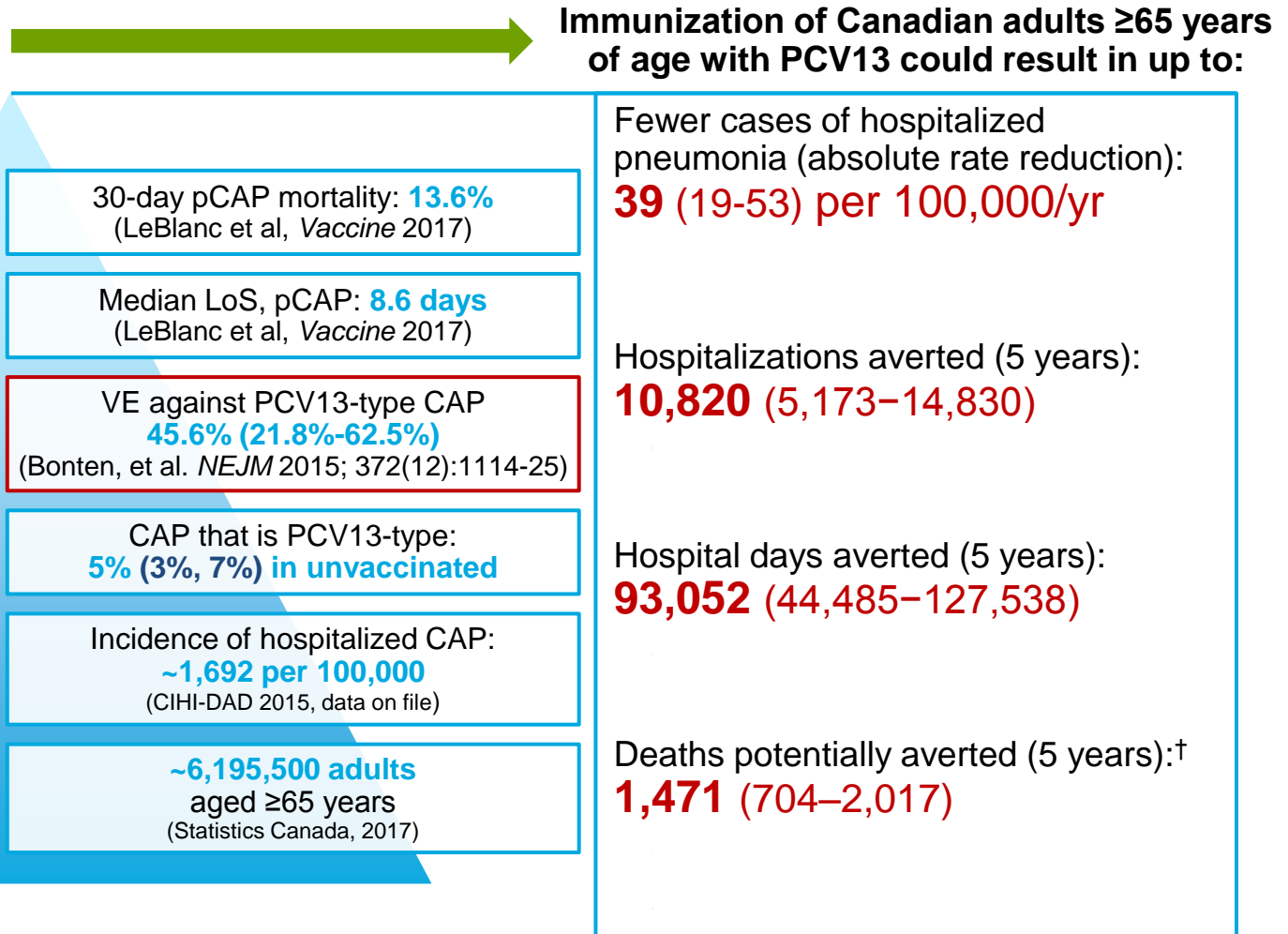
- ▶ 3+1 pediatric PCV13 program
- ▶ Median age – 76
- ▶ 88% w/risk conditions

VE Against VT-CAP – 72.8%
(95%CI: 12.8–91.5)

PCV13=13-valent pneumococcal conjugate vaccine; VE=vaccine effectiveness; CAP=community acquired pneumonia; IR=incidence rate; VT=vaccine-type

1. Ramirez et al. *Clin Infect Dis*, 2017;65(11):1806–1812.; 2. Alexander R, et al. *Univ Louisville J Respir Infect*. 2017;1(4):35-39; 3. Tomczyk S, et al. *MMWR Morb Mortal Wkly Rep* 2014; 63:822–5

Results: Burden of CAP Potentially Preventable by Routine Use of PCV13 in Canadian Adults Aged ≥65 Years

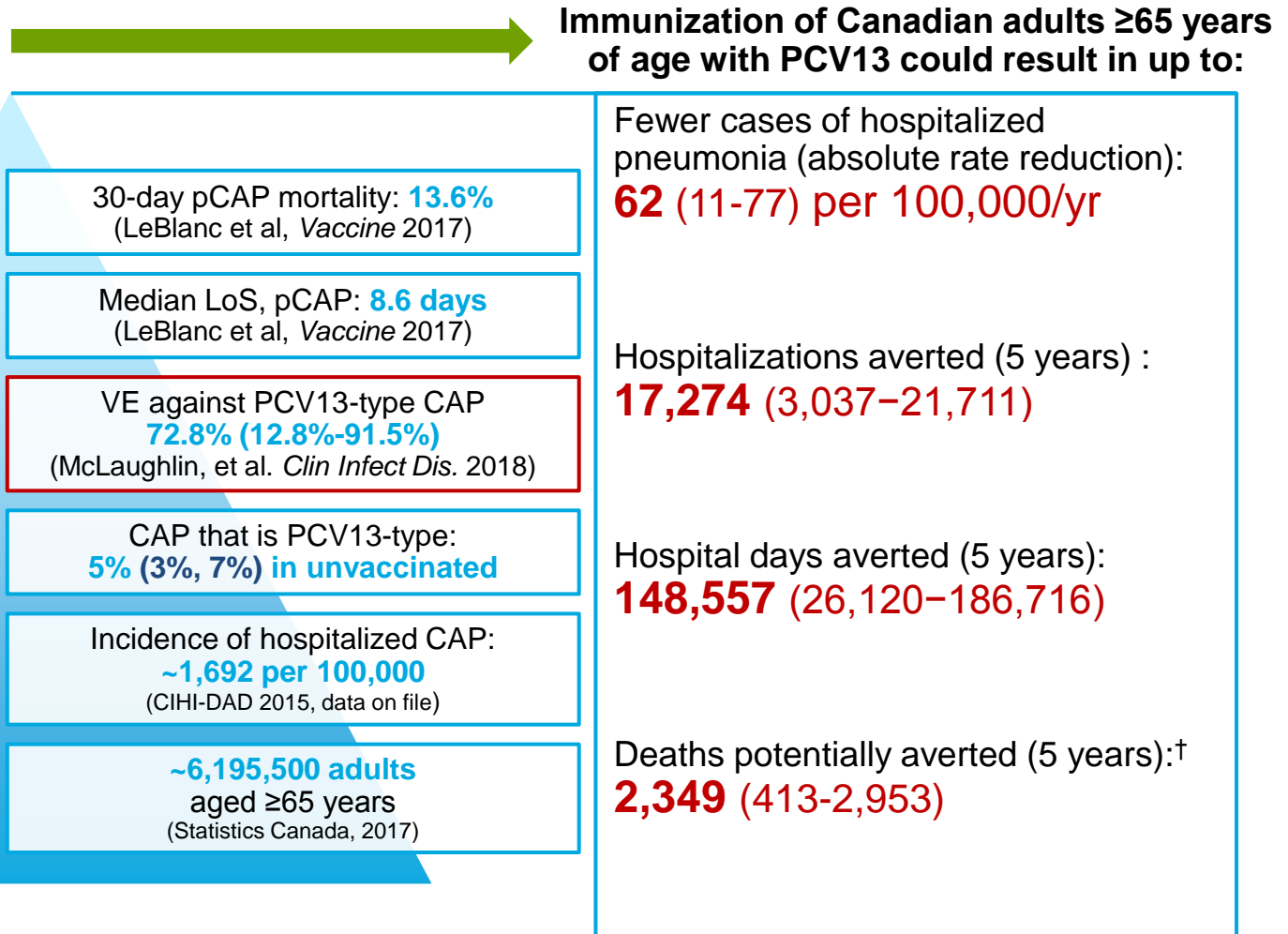


CAP=community-acquired pneumonia; PCV13=13-valent pneumococcal conjugate vaccine; pCAP=pneumococcal CAP; VE=vaccine effectiveness; LoS=length of stay

*Assumes 5% all-cause mortality each year and 100% vaccine uptake

†A significant effect on all-cause mortality was not demonstrated in Community Acquired Pneumonia Immunization Trial in Adults (CAPITA)

Results: Burden of CAP Potentially Preventable by Routine Use of PCV13 in Canadian Adults Aged ≥65 Years



CAP=community-acquired pneumonia; PCV13=13-valent pneumococcal conjugate vaccine;
pCAP=pneumococcal CAP; VE=vaccine effectiveness; LoS=length of stay

*Assumes 5% all-cause mortality each year and 100% vaccine uptake

[†]A significant effect on all-cause mortality was not demonstrated in Community Acquired Pneumonia Immunization Trial in Adults (CAPITA)

Study Limitations

- ▶ All-cause CAP incidence was obtained from a retrospective administrative database study, and it may be an underestimate of the true disease burden
 - Codes for influenza with pneumonia not included
- ▶ The proportion of VT-CAP is an assumption, based on extrapolation of available data from a Canadian sentinel surveillance study, and recent IPD surveillance results informing about herd effect
- ▶ The analysis assumes 100% vaccine uptake
- ▶ Duration of vaccine protection was assumed to be limited to 5 years

Conclusions

- ▶ While PCV13-type disease in Canadian older adults appears low (3-7% of all-cause CAP in our analysis), given the large burden of all-cause CAP, this represents a meaningful remaining disease burden
- ▶ Despite herd effects from the pediatric immunization programs, routine immunization of individuals ≥ 65 years of age with PCV13 could result in considerable additional reduction in pneumonia hospitalizations

Thank You

Back-up

Administrative Database Studies: Importance of Understanding Coding Practices

- ▶ In individuals with chronic comorbidities and pneumonia, the comorbid condition may need to be sequenced first:¹

Canadian Coding Standards

Example:

A 68-year-old man with severe COPD contracts the common cold. He is being treated by his family physician for exacerbation of COPD. His condition worsens, and he is brought into the emergency department. Chest X-ray reveals pneumonia. He is subsequently admitted for treatment of COPD exacerbation and pneumonia.

Code	DAD	NACRS	Code Title
J44.0	(M)	MP	Chronic obstructive pulmonary disease with acute lower respiratory infection
J18.9	(1)	OP	Pneumonia, unspecified

- ▶ Focusing solely on pneumonia coded as primary diagnosis will underestimate disease burden²

1. Canadian Institute for Health Information. *Canadian Coding Standards for Version 2018 ICD-10-CA and CCI*. Ottawa, ON: CIHI; 2018.;

2. Breton MC et al. The hidden clinical and economic burden of pneumonia. Poster # 96 Canadian Immunization Conference, Ottawa, Canada, Dec 4-6, 2018



PT07

Identifying Patients Hospitalized with Community-Acquired Pneumonia with the International Classification of Diseases coding: Including Secondary Diagnoses is Mandatory

C Grenier¹, A Carignan^{1,2}, C Abou Chakra², G Lapointe¹,
A Marcil-Héguy¹, L VALIQUETTE^{1,2}

¹Centre de recherche du CHUS, CIUSSS de l'Estrie-CHUS, Sherbrooke, QC; ²Department of Microbiology and Infectious Diseases, Université de Sherbrooke, Sherbrooke, QC



▶ **Aim:** to assess the benefit of adding secondary Dx to identify patients hospitalized with CAP



▶ **Methods:** screening of adults ≥ 65 years admitted in 2015 with a **principal OR secondary Dx of pneumonia**

- ICD-9/10-CM codes, AND
- New infiltrate on chest X-ray/thoracic CT scan



▶ **Results:** among 243 included cases, 117 had CAP coded as secondary Dx

- *S pneumoniae* was the most common pathogen in both
- Secondary Dx patients – 82% COPD, higher ICU admission

Results

Cases of Hospitalized VT-CAP, Hospital Days and Deaths Potentially Preventable Per Year

Year After Vaccination	Cases of Hospitalized PCV13-type CAP Averted (95 %CI)	Hospital Days Averted (95% CI)	Deaths Averted
Year 1	2391 (1143-3278)	20,567 (9,832-28,189)	325 (155-446)
Year 2	2272 (1086-3114)	19,538 (9341-26,780)	309 (148-424)
Year 3	2158 (1032-2958)	18,562 (8874-25,441)	293 (140-402)
Year 4	2050 (980-2810)	17,633 (8,430-24,169)	279 (133-382)
Year 5	1948 (931-2670)	16,752 (8,009-22,960)	265 (127-363)
Total	10,820 (5,173-14,830)	93,052 (44,485-127,538)	1,471 (704-2,017)

VT=vaccine-type; CAP=community-acquired pneumonia; PCV13=13-valent pneumococcal conjugate vaccine